


# Concrete Coffee Table Book



**QUIKRETE® ONE BAG WONDERS 2.0**

# One Bag Wonders 2.0

## TABLE OF CONTENTS

- 01 **Ghost Table - Joey Eddington (Winner)**
- 02 Concrete & Wood Desk - Leon Keckes
- 03 Inlaid Side Table - Coty Flanigan
- 04 Boston Harbor Table - Steven Bryson
- 05 Switch Side Table - Jessica Andersen
- 06 Waterfall Pool Deck Table - Patrick Clancy
- 07 Concrete & Walnut Side Table - Zachary Manuel
- 08 Concrete Drum - Bryan Bales
- 09 Krete Kreature - John Merk
- 10 Concrete Bicycle - Joe Simone
- 11 Mid-Century Lamp - Bernie Solo
- 12 Adjustable Floor Lamp - James Lee
- 13 Japanese Orb Lanterns - Barry Oberpriller
- 14 Ground Lamp - David
- 15 H Bench - Marsh Wildman
- 16 Honeycomb Table - Paul Gawith
- 17 Outdoor Speakers - Robert Collins
- 18 Outdoor Fountain - Roger Young
- 19 Hexagonal Stool Seat - Ryan Pecha
- 20 Concrete Mailbox - Iain Stewart
- 21 Concrete Church Pew - Jeff Snodgrass
- 22 Contrast Fruit Bowl & Board - Jin Villegas
- 23 USB Hub Desktop - 2B Studios
- 24 Assorted Desk Decor - Leon Keckes
- 25 Helping Hand - Catie Chiro
- 26 Self-Watering Planter - Evan & Katelyn

The QUIKRETE® Companies

Chad Corley, PR Director

[ccorley@quikrete.com](mailto:ccorley@quikrete.com)

404-634-9100 main

[www.quikrete.com](http://www.quikrete.com)

# TABLES

## WINNER



01 Ghost Table - Joey Eddington

I was excited to make a new piece of furniture but even more excited to find a new way to look at concrete and create things from it.



02 Concrete & Wood Desk  
-Leon Keckes

I use QUIKRETE® concrete more often in design work because the appearance of concrete creates this massiveness and quality that is difficult to achieve with other materials with a small budget. And the way in which we would not feel the ruggedness of the material that everyone connects to concrete.

### 03 Inlaid Side Table -Coty Flanigan

I always liked how rebar looked with the ribs and patina. I coupled this with a need for a new side table for my living room. I began by creating the forms from melamine into the size I wanted for both the tabletop and drawer face.



This malleable shape is demonstrated in the concrete framework of the table. I worked with QUIKRETE® 5000 because of its larger substrate to show the impermanence of Boston's man-made edges. The wooden legs come up through the concrete form, dispersing the weight evenly and combining two natural materials together.



04 Boston Harbor Table  
-Steven Bryson

## 05 Switch Side Table -Jessica Andersen

The table was cast in hand cut pink foam molds along with hardware to join the frame that supports the sides and tabletop. After curing, the slabs were released from the molds, erected, and attached to the frame. The tabletop sits securely in the frame, but feels light and airy due to the opposing cuts that match the angles of each slab.





## 06 Waterfall Pool Deck Table -Patrick Clancy

The entire family (including the dogs) have been enjoying the table poolside! The concrete was simple and easy to use, and I will definitely use it in projects in the future.





## 07 Concrete & Walnut Outdoor Side Table -Zachary Manuel

Sitting, setting, storing and planting are all possible with this simple and durable piece. A threaded attachment allows the cast's height to be minutely adjustable from 15 to 30 inches.



# UNIQUE



08 Concrete Drum  
-Bryan Bales



09 Krete Creature  
-John Merk



10 Concrete Bicycle  
-Joe Simone

# LIGHTING

## 11 Mid-Century Lamp -Bernie Solo

I let the mix cure in my molds for about 18 hours before removing the castings. I immediately proceeded to score the surface with a scrub brush and water. This removed the still soft concrete to reveal some beautiful aggregate. Because my design shows off natural materials, the concrete now belongs with the warmth of the wood as a very earthy texture, showing it's natural origins.



## 12 Adjustable Floor Lamp -James Lee

The lamp sits about 4 feet high and the wooden arm is about 30 inches long. Using concrete made for a very strong and sturdy lamp and adding an Edison bulb gave it a softer feel.





### 13 Japanese Orb Lanterns -Barry Oberpriller

The glass balls were found washed up on distant beaches. Each lantern is made with one bag of QUIKRETE®. I acid stained them and illuminated with LED lights.

## 14 Ground Lamp

-David

I decided to make a sphere ground lamp. I just recently got into making home decor with QUIKRETE®, and I love it! This lamp isn't very bright, but it looks really nice in a flower bed, fire pit, patio, walkway or even in your living room.



# OUTDOORS



## 15 H Bench - Marsh Wildman

I used a non-stick spray mold release agent from my local store. I wired in some 1/8" hot rolled steel rod to act as re-bar and filled the mold with QUIKRETE® Concrete Mix.



16 Honeycomb Table  
-Paul Gawith

While the concrete was settling, I made sure there was a pipe to hold the glass top. This project came out better than I expected. I was happy with the texture of the honeycomb on the side.





## 17 Outdoor Speakers -Robert Collins

The bases help provide enough weight to keep the speakers from tipping over in the wind and the shape helps to disperse the sound throughout the yard. These sound great.

## 18 Outdoor Fountain - Roger Young

I first created a 3D CAD model to determine how big I could make it with only one 80lb bag of QUIKRETE®. The fountain has a three way switch with the following light modes: ON/OFF/MOTION ON.





## 19 Hexagonal Stool Seat -Ryan Pecha



I used piping and springs to provide a vertical, cushioning shaft for each piece of the seat to rest upon. I created this seat so that I could sit closer to my television but have something cheaper and more visually appealing than a beanbag chair.

## 20 Concrete Mailbox -Iain Stewart

I made the form for the project with particle board covered with formica, and I used a plastic sheet for the outer skin.



## 21 Concrete Church Pew -Jeff Snodgrass

The QUIKRETE® Countertop Mix was great to work with for this job. It was smooth and had smaller aggregate. Our forms were only 1 ½" thick so we needed a mix without large gravel aggregate.



# VISIONARY




## 22 Contrast Fruit Bowl & Board - Jin Villegas

I am an industrial design student and used resin with QUIKRETE® to create something awesome that can be used to play with light as it disperses light beautifully everywhere!

## 23 USB HUB Desktop -2B Studio

The weight allows users to simply unplug cables with one hand. Each hub carries a unique signature of small pits and aggregate as crushed stones return to a familiar shape. Let the concrete hub transfer your memories through a material that carries memories of its own.






## 24 Assorted Desk Decor -Leon Keckes

Some of my ideas are simple to make in a day or two, while some I work for weeks. But all this is not a problem for me because I am having fun in the process.



## 25 Helping Hand - Catie Chiro

I made this awesome cell phone holder with my one bag of concrete! It's perfect for cooking dinner so I can see the recipes on my phone.





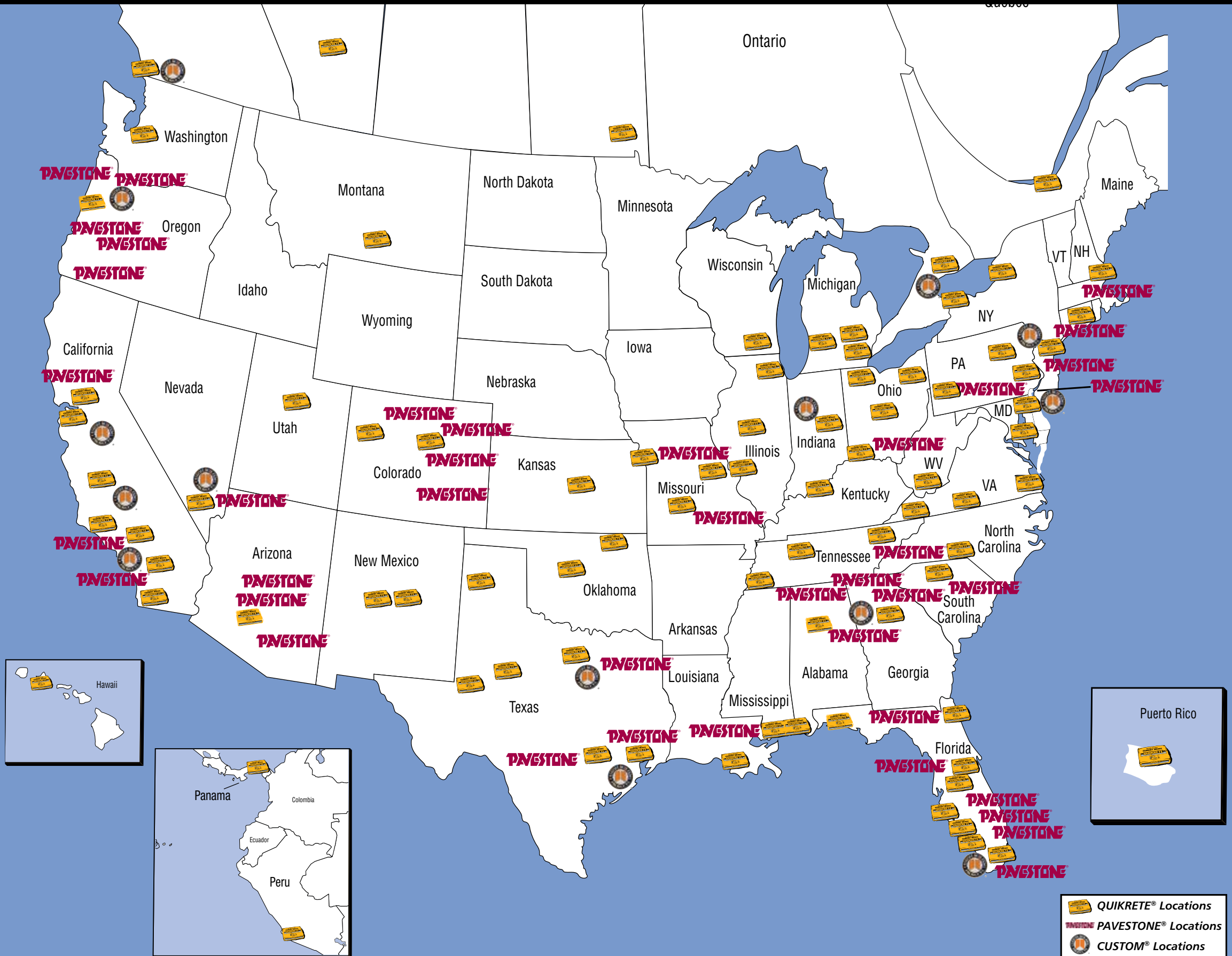
## 26 Self-Watering Planter -Evan & Katelyn

We chose QUIKRETE® Vinyl Concrete Patcher for this project since it is fine grained and tough, even with thin walls.



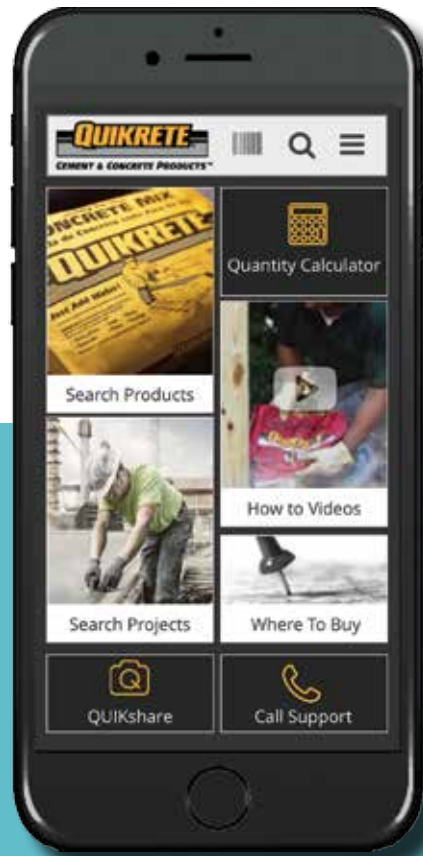
# THE **QUIKRETE**<sup>®</sup> COMPANIES

**ANY MIX, ANY TIME, ANYWHERE™**



# THE QUIKRETE<sup>®</sup> COMPANIES

QUIKRETE<sup>®</sup> is the leading producer of packaged concrete and related materials for building, repair and home improvement markets.



[www.quikrete.com](http://www.quikrete.com)

# PAVESTONE<sup>®</sup>

Creating Beautiful Landscapes<sup>®</sup>

PAVESTONE<sup>®</sup> is a leading manufacturer of commercial and residential pavers, retaining walls, patio stones and edging for landscape design.

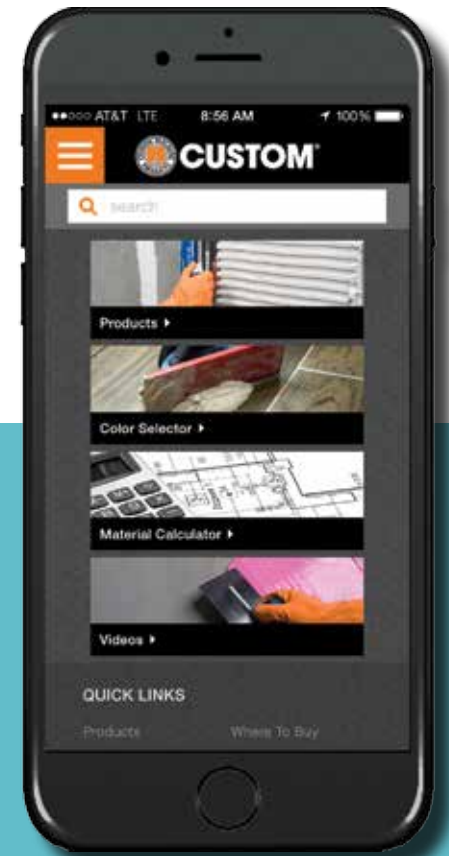


[www.pavestone.com](http://www.pavestone.com)

# CUSTOM<sup>®</sup>

TILE INSTALLATION SYSTEMS

Custom<sup>®</sup> Building Products is the leading provider of tile and stone setting systems to contractors, architects, designers, distributors and homeowners.



[www.custombuildingproducts.com](http://www.custombuildingproducts.com)

